PRODUCT SHEET · TWIN-WALL FLUE SYSTEM

Twin-wall stainless steel MF series

Insulated stainless steel flue system for gas, oil, wood and pellets. Twelve diameters from Ø100 to Ø600 mm.

Ø100 - Ø600

EN

The system · pipe, elbow 87°, tee 87°, cowl



Technical data

Construction	twin-wall, insulated, modular
Diameters	Ø100, 130, 150, 180, 200, 250, 300, 350, 400, 450, 500, 600 mm
Inner wall	stainless steel 316L (1.4404)
Outer wall	stainless steel 304 (1.4301)
Insulation	mineral wool, 25 mm (Ø100-400), 37.5 mm (Ø450-600)
Outer diameter	Ø + 50 mm (Ø100-400), Ø + 75 mm (Ø450-600)
Seal	elastomer in every joint
Pressure	positive pressure up to 5000 Pa (H1) with seal
Temperature	200 °C with seal, 600 °C under negative pressure without seal
Soot fire	resistant without seal (G)
Thermal resistance	0.51 m²K/W at 200 °C

Dimensional sketches · dimensions in mm

Pipe length

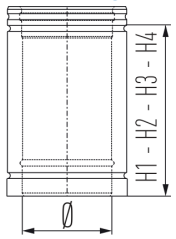

H1 = 965 (100 cm length) · H2 = 500 · H3 = 250 · H4 = 100

Elbow 87°

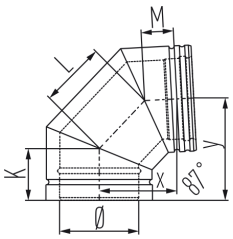

K, L, M, x and y in the table

Anti-downdraught cowl

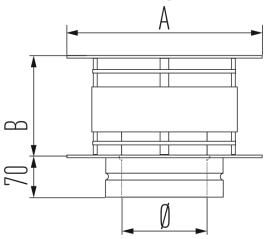

A and B in the table, Ø100-400

Dimensions per diameter · mm

Ø	100	130	150	180	200	250	300	350	400	450	500	600
Outer diameter	150	180	200	230	250	300	350	400	450	525	575	675
Insulation	25	25	25	25	25	25	25	25	25	37.5	37.5	37.5
Elbow 87° K	85	90	95	100	105	115	140	145	155	175	185	205
L	105	115	125	135	145	165	185	205	225	300	320	365
M	55	60	60	65	75	80	110	115	115	175	185	205
x	125	140	150	160	175	200	240	250	275	385	410	465
y	160	170	185	195	210	230	270	290	310	385	410	465
Anti-downdraught cowl A	220	285	330	395	440	550	660	770	880	-	-	-
B	110	145	165	200	220	275	330	385	440	-	-	-
Code ending	10	13	15	18	20	25	30	35	40	45	50	60

Components and item codes

Component	Code	Ø	Component	Code	Ø
Pipe length 10 cm	mf10··	100-600	Tee 45°	mft45··	100-600
Pipe length 25 cm	mf25··	100-600	Tee 87°	mft87··	100-600
Pipe length 50 cm	mf50··	100-600	Tee 90°	mft90··	100-600
Pipe length 100 cm	mf100··	100-600	Tee 87° reducing to UE	mftv08··	100-250
Pipe length 100 cm, cut to size	mfxx··	100-600	Adjustable length 60-250 mm	mfpp··	100-600
Pipe length 50 cm, cut to size	mfxx50··	130-400	Inspection length	mfi··	100-600
Elbow 15°	mfb15··	100-600	Anti-downdraught cowl	mfk··	100-400
Elbow 30°	mfb30··	100-600	Cowl with inspection hatch	mfkr··	100-600
Elbow 45°	mfb45··	100-600	Hexagon plug 3/4"	mfe0304··	100-400
Elbow 87°	mfb87··	100-600	Spark arrester mesh	mfvv··	150-200
Elbow 90°	mfb90··	100-600	End cap	mfte··	100-600
Elbow 87° with inspection cover	mfbi87··	100-600	Top stub	mfma··	100-600
Elbow 90° with inspection cover	mfbi90··	100-600	Condensate drain cap	mfrbk··	100-600

Code = start + code ending of the diameter, e.g. mfb87 + 15 = mfb8715 (elbow 87°, Ø150)

Also in the series: male and female adaptors (also reducing and design), wall bands and wall supports, universal base plate, roof and floor supports, roof flashings for flat and pitched roofs, storm collar, firestop plate, centring plates, structural locking band, condensate and test length, cleaning length, length with draught stabiliser and silencers.

Standard and designation · EN 1856-1

As stated in the declaration of performance (DoP 110), CE 0036. Distance to combustible material (O, G) in mm, in open air.

Ø	with seal	without seal
100-250	T200 H1 W V2 L50040 O10	T600 N1 D V3 L50040 G70
300	T200 H1 W V2 L50050 O10	T600 N1 D V3 L50050 G70
350-400	T200 H1 W V2 L50050 O15	T600 N1 D V3 L50050 G105
450	T200 H1 W V2 L50060 O15	T600 N1 D V3 L50060 G105
500-600	T200 H1 W V2 L50060 O20	T600 N1 D V3 L50060 G140

Applications

- **Gas and oil condensing boilers**
  with seal, positive pressure
- **Atmospheric gas and oil boilers**
- **Wood and pellet stoves, pellet boilers**
  without seal, soot fire resistant
- **Industrial ovens and commercial kitchens**

Above 200 °C, remove the seals before installation, including those in covers and doors. A horizontal section with condensate needs a 3° fall.

Ventichim BV · Vierselbaan 36 · 2240 Zandhoven · Belgium · T +32 3 349 71 30 · info@ventichim.be · www.ventichim.be
Rev. 12-11-2026
Dimensions subject to change. Prices and lead times on www.ventichim.be.